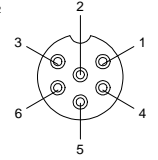
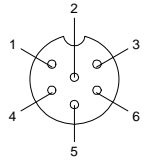


VIEW A



VIEW B



VIEW C

4 PIN MINI DIN MALE MATING FACE

PIN #	WIRE COLOUR	DESCRIPTION
1	YELLOW	VIDEO
2	N/A	N/C
3	N/A	N/C
4	N/A	N/C
CASE	BLACK/SHIELD	GND

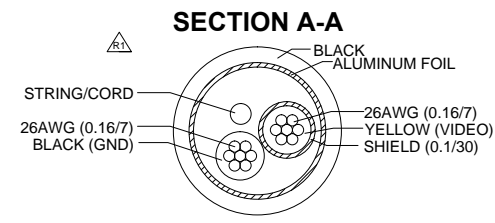
6 PIN FEMALE MATING FACE

PIN #	WIRE COLOUR	DESCRIPTION
1	N/A	N/C
2	RED	5.2V DC
3	YELLOW	VIDEO
4	N/A	N/C
5	N/A	N/C
6	BLACK/SHIELD	GND

6 PIN MALE MATING FACE

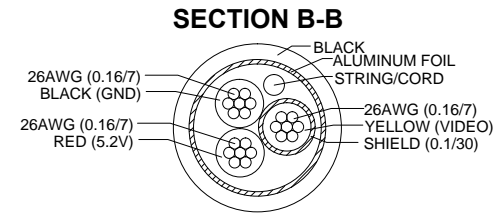
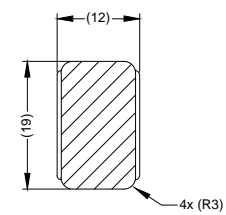
PIN #	WIRE COLOUR	DESCRIPTION
1	N/A	N/C
2	RED	5.2V DC
3	YELLOW	VIDEO
4	N/A	N/C
5	N/A	N/C
6	BLACK/SHIELD	GND

Revision Notes:
 R1 - CABLE BUILD-UP (A-A) CROSS SECTION CHANGE. RED WIRE REMOVED REF ECR-A374
 APA: Y.J.LEE 23.09.15 Drawn:MPOTTER Checked:R.BATES Approved:D.WALLIN Date: 22.09.15

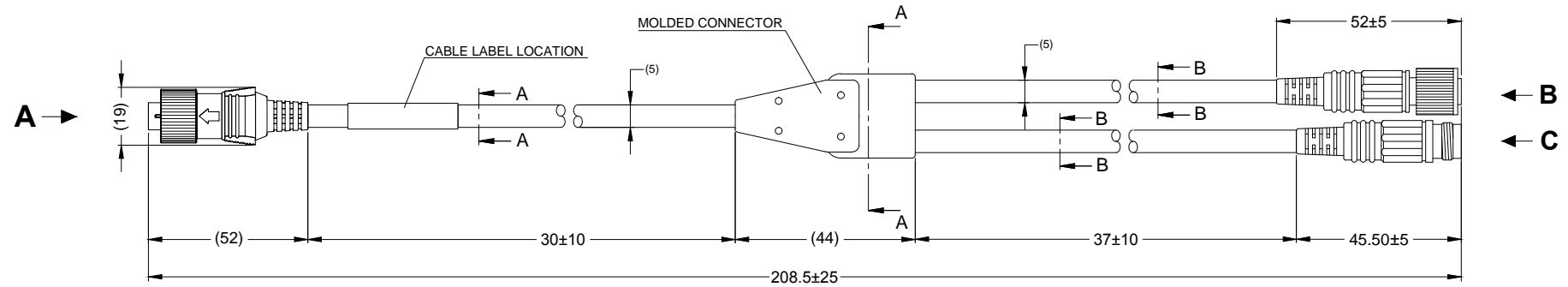


SECTION A-A

SECTION A-A



SECTION B-B



- NOTES:**
- FOR CABLE LABEL REFER TO LATEST REVISION OF DRAWING BE-002644-XX-13
 - INTERNAL WIRES SHOULD BE ONE CONTINUOUS LENGTH FROM CONNECTOR TO BLOCK.
 - CABLE PROVIDED IN A SUITABLE ADEQUATELY SIZED BAG.
 - CABLE LABEL IS FREE TO MOVE ALONG CABLE.

PROPRIETARY NOTICE
 THIS DESIGN AND TECHNICAL INFORMATION APPEARING ON THIS DRAWING IS THE PROPERTY OF BRIGADE ELECTRONICS, AND IS DISCLOSED IN CONFIDENCE. IT IS NOT TO BE COPIED, REPRODUCED, REVEALED TO OR EXPROPRIATED BY OTHERS, EITHER IN WHOLE OR IN PART WITHOUT THE EXPRESS WRITTEN CONSENT OF BRIGADE ELECTRONICS.



Assembly Pl Approval Y.J.LEE 21/08/14	Approved by B.CHILDS	Checked by R. BATES	Drawn by P.MISSEN
Angle of Projection Third Angle	Units mm	Scale N/A	Released 22/08/14
Status RELEASED	Assembly Ref AC-304		
Part No 4738	BE-002960-01-14		